


Spring Hill Elementary School  
 201 East 15th Street  
 Jeffersonville, Indiana 47130  
 812-288-4874  
 Virenda Cunningham-Lester, Principal  
 www.gccschools.com



# The Wildcat Journal

**Dates to Remember**

Spring Hill's Beliefs




*We Believe...*

- in mutual respect throughout our school.
- a positive attitude will encourage a strong work ethic and a supportive school climate.
- a professional learning community will enhance our collaborative culture; provide a focus on student achievement and learning by all.
- all staff members and students will have high expectations for themselves and one another.
- all students can learn in a variety of ways and at different rates based on their individuality.
- all students must be challenged and given opportunities to develop and expand their knowledge.


Sunday  
 March 11, 2018



Change Your Clocks



Book Rental &




Pre-K fees are due  
 March 31st

PSO Meeting	Mar. 8th
School Open	Mar. 19th Mar. 20th
Spring Break	March 21st-30th
School Opens	April 2nd




**Reminder To All Parents**

Update your telephone numbers or address for your child in the school office. We always need this for emergencies.



April 13th



Spring Festival 6:00-8:00 PM

**Another Easy Way to Earn \$ for Spring Hill**

Order a **FREE DUKE** Energy Kit by going to [MyEnergyKit.org](http://MyEnergyKit.org) or call **1-855-386-9548**. The kit includes an LED Light Bulb, shower head, night light, glow ring, & other surprises. You **DO NOT** have to be a DUKE customer to receive the kit. If Spring Hill families order 100 kits, the school will receive \$200! You get a free kit, & your child's school gets \$200. Take the My Energy Kit Challenge. It's easy. Information about this can also be found on the Spring Hill Facebook Page, as well as photos & videos from the Duke Energy Conservation Show.

## Just For Parents



PSO Meeting  
 Thursday  
 March 8, 2018  
 12:00


Special Days

Spring Hill's Purpose


March 19th & 20th

School is Open!

To improve the education of every student while challenging each child to become a life-long learner.



Spring Break  
 March 21st-30th




# Spring Hill News



Only three more months! The 5th graders are getting very excited for middle school. The field trip to River Valley allowed the students to tour and ask a lot of helpful questions for next school year. In the classroom, the students are finishing their Black History unit and will begin the state projects in March. A rubric will be sent home giving details and deadlines for the project. In math, we still need your help by practicing multiplication facts every night with your child. This is a very important standard that needs to be mastered. Also, please have your child read to you nightly. This will help with their fluency and is a great way to build the love of reading with your child.

## Special Needs News

For March we will be studying Earth Space Science. We will be looking at the changing weather, the seasons, and the planets. Also, our students in grades 3-5 will be preparing for ISTAR testing in mid April. Please remember to always read with your children at home. This will help build their reading skills. Please reach out to me if you have any questions.



The fourth graders did a fabulous job on their Black History projects last month. We hope you had an opportunity to watch their performance; they sang out with PRIDE! We will now focus on finishing our Social Studies Projects. The fourth graders continue to work on multiplication facts. They need to be fluent with their math facts. They will use this skill throughout their lives and will need it as they get into the higher level math. Please practice at home to help them be successful in class! Remember the students can get on IXL Math and IXL language arts at home. IXL is a great way to review skills and be better prepared for testing. ☺ Also we are trying to instill a love of reading for our students. A great way to help with this is to read to your children every night. You are never too old to be read to at home! Thank you for your support! Together we can do great things!

**Spotlight on Second Grade** This will be a busy month of student learning and review!

**Reading:** Students will continue working on identifying **main idea** and **key details** in a text. They will also be identifying **sequential order** of events in a given text. *In other words*, "What happened **first, next, then, and last?**" We will also be working on **author's point of view**.

**Vocabulary:** Please encourage students to study their vocabulary words and definitions daily!

**Spelling:** Please encourage students to practice their spelling words daily!

**Math:** Students will be working on **graphing** using tally charts, picture graphs, and bar graphs.

We will also be reviewing material to prepare for the end of the quarter test! This includes: **counting money** (pennies, nickels, dimes, quarters, and dollars), **telling time**, and **subtraction problems with and without regrouping**.

It's hard to believe another quarter is coming to an end! The students have been working so hard and their efforts are showing! Please continue encouraging them to **READ!** Thank you for your continued support!



## Preschool

Preschool is wrapping up a unit on Dr. Seuss and will end with Read Across America Day to celebrate his birthday. We are continuing working on our letters and math concepts. Keep practicing these with your student at home as well. Thanks!



The first graders have learned to tell time. Now when the classroom clock strikes the hour or half hour 23 little hands wave in the air wanting to tell the time. This is the last month for "Book It". Let's all read 6 books and get our free Pan Pizza. **READ, READ, READ!** First graders should have 25 Reading Counts points by March 20<sup>th</sup>.



# Special Area News

**Art** 5<sup>th</sup> grade is working on painting their clay African Masks, 4<sup>th</sup> & 3<sup>rd</sup>/4<sup>th</sup> grades are finishing their plaster cast Calabash Bowls, 3<sup>rd</sup> grade just completed their Senofu Spirit Drawings, 2<sup>nd</sup> grade will complete their clay fish next week, 1<sup>st</sup> grade made clay owls this week & will plan their painting next week, Mrs. Stone's K made clay Pinch Pot Flowers, Ms. Wortman's are working on their painted African Bead Collars, & Mr. Deakin's class will begin clay next week. There is a lot going on in the Art Room. The artists are getting to explore different kinds of media to show their creativity.

**P.E.** The students are playing with the 40" Hot Pink Omnikin Ball right now. 3<sup>rd</sup>-5<sup>th</sup> grade are learning a game called Kinn-Ball in which they play in teams of three trying to catch, stabilize, & serve the ball. K-2 are playing different games with the ball; hitting it around, Indiana Jones, tossing & catching it in hula hoops. Be sure to ask your students about these activities. There are still students who aren't remembering their tennis shoes on Wednesday and a number who need to learn to tie their shoes.

## A note from the teacher:

First, we want to say a big thank you to all of the families that sent in valentines. The students had fun passing out their cards and reading them. Here are some of the skills that we will be working on in March: addition and subtraction to 10, main idea and supporting details of a story, short and long vowel sounds and ending sounds, informative/research writing, and nouns and verbs. These are great skills to reinforce and practice at home. Also, please encourage your child to read daily and complete their Book-It Calendar. **March is our last month for Book-It!** Students will be expected to read at a level 4-6 at the end of the year. Also students need to continue to practice sight words at home. They will be expected to know all **100 kindergarten sight words** at the end of the year. Please remember you can contact us at (812)288-4874 or email at [lwortman@gccschools.com](mailto:lwortman@gccschools.com) and [nstone@gccschools.com](mailto:nstone@gccschools.com).

## Kindergarten

The third graders did a fabulous job on their Black History projects last month. We hope you had an opportunity to watch their performance; they sang out with PRIDE! We will now focus on finishing our Social Studies Projects. Be Looking for an Interview a Community Member form. The project will be due at the end of the month. Third graders continue to work on multiplication facts. They are getting better each month but keep practicing at home! Remember the students can get on IXL Math and IXL language arts at home. IXL is a great way to review skills and be better prepared for testing. ☺ Also we are trying to instill a love of reading for our students. A great way to help with this is to read to your children every night. You are never too old to be read to at home! The Science Fair is coming up so be looking forward to a note home from the teacher regarding your child's science fair project requirements. Thank you for your support! Together we can do great things!



## Technology News

Students have been breezing through the self-paced lessons on creating graphs (pie charts, bar graphs, and line graphs). These exercises will help them utilize programs like Microsoft Excel when they enter higher grade levels in the future. Don't forget: students are able to access NitroType from home to increase their Words Per Minute!

## Library News

During the past month of February, students celebrated Black History Month in library class by reading and learning about people who made a difference in the world. Students felt empowered by strong figures like Mae Bertha and Matthew Carter, CJ Walker, and Audrey Faye Hendricks. Students are also learning more and becoming more confident about finding non fiction reading material, especially biographies!

Top Readers in Reading Counts: 1. Litzay Rubio, 2. Shanian Wolfork, 3. Emily Izquierdo

# Home & School CONNECTION<sup>®</sup>

Working Together for School Success

March 2018

Spring Hill Elementary School



## SHORT NOTES

### School events

Show your child that his school is important by asking about and attending events. Encourage him to post notices about plays, award ceremonies, or talent shows on a family bulletin board. You could also put them into your electronic calendar and turn on notifications to remind you.

### Musical vocabulary

Enjoying music with your youngster can help her vocabulary grow. Try introducing her to your favorite songs from when you were growing up, and have her share music she likes. Together, listen for new words, and discuss their meanings.

## DID YOU KNOW?

More than half of all smokers took their first puff by age 14, so it's not too early to talk to your child about smoking. And with e-cigarette use on the rise, he may think they're a safe alternative. Explain that most e-cigarettes still contain nicotine, which is addictive.


### Worth quoting

"We grow great by dreams."  
Woodrow Wilson

## JUST FOR FUN

**Q:** What do you get when you cross a rooster and a giraffe?

**A:** An animal that can wake people on the top floor of a building.



## Be "super" respectful

Being respectful is one way your youngster can build strong relationships with teachers, classmates, and family members. Here are tips for helping her understand and show respect.

### Imagine your powers!

If your child were a respect "superhero," what would her super-powers be? Let her draw a picture of herself in this role. She might be carrying a backpack full of supplies for writing thank-you notes. Or perhaps she'll be wearing a bracelet with a "grabber" that picks up litter to show respect for the environment.

### Roll for respect

Have your youngster number a sheet of paper 1–6. Beside each number, she could list a person (custodian, bus driver, neighbor). Take turns rolling a die and naming a way to show respect for that person. If 2 is for bus driver, she

might say, "Follow bus rules." That demonstrates respect for the job he does.

### Write a poem

Suggest that your child write the word RESPECT down the left side of a sheet of paper. She can make an *acrostic* poem by writing a way to show respect that begins with each letter in the word. *Examples:* "Really listen when others speak" for R, "Everyone's equal—treat them that way" for E. ♥




## Break for learning

During spring break, inspire your child to enjoy learning adventures outside the classroom. Consider these ideas.

● **Live coverage.** Let your youngster practice writing and speaking by pretending to be a news reporter covering your family's spring break. He might write about activities like playing with cousins or making his favorite meal with you. At the end of the week, invite him to read his "broadcast" to the family.


● **Spot the state.** Print out a United States map online, or have your child draw one, and take it in the car. Everyone calls out license plates they see from different states, and your youngster finds and colors each state on his map. How many states will he locate by the end of spring break? ♥



# Ready for standardized tests

Springtime is state test time for many students. Encourage your child to do his best with this advice.


**Be strategic.** Suggest that your youngster use strategies that increase his chances of getting the right answer. If he has to answer multiple-choice questions about a passage, he could read the questions first so he knows what to look for in the text. For fill-in-the-blank items, he might read the sentence with each possible answer to see which one makes the most sense.



## Plan before writing.

Your child will do better on a short answer or essay section if he takes time to plan what he will write. This may be as simple as listing his main points on scrap paper. Then, he can write about each point in a separate paragraph in his essay. Or he might create an outline. His essay will be more organized, and he'll be more likely to include all the important information.

*Idea:* Tell your youngster to stay calm and confident. Remind him that he has been preparing for the test simply by going to school and completing his work.♥




## ACTIVITY CORNER

### Grammar detective

Using proper grammar, spelling, and punctuation will help your youngster write clearly and effectively. Practice together with these activities:

- Write a funny sentence that contains errors. *Example:* "can you talk to kangaroos." Let your child read it and correct your mistakes (capitalize the C in *can*, put a question mark at the end).



Then, she could write a sentence with errors for you to fix.

- Together, cut out words and punctuation marks from newspaper or magazine headlines. Put them in a bag, and have your youngster pull out one at a time until she can form a sentence using correct grammar and punctuation.♥

## Q & A

### Build sibling bonds

**Q:** I'd like my kids to be close, but they bicker a lot. How can I help them have a better relationship?

**A:** It's common for siblings to squabble.

What's important is that they form a connection that helps them enjoy each other (at least sometimes) and handle disagreements.

Try giving them tasks that require them to rely on each other. For instance, one might wash dishes and the other dry them, and then they could put them away together. Also, encourage them to spend time doing something they both enjoy, like hitting baseballs or playing with toy dinosaurs.

Finally, use their disagreements to build their conflict-resolution skills. When they argue, let them take turns setting a timer for 1 minute and explaining their side to the other. If they can't come up with a solution, suggest they take a break by going into separate rooms. They can try again when they've both calmed down and had a chance to think.♥



## PARENT TO PARENT


### Protecting your child online

My fifth grader, Sadie, likes to watch videos on a kid-friendly website. I worried that she might come across something inappropriate, so I looked at the site's help page.

Luckily, I found several safety features. I marked Sadie's account private and disabled the "comment" option. And I changed her search settings so mature content will be less likely to pop up.

I explained to Sadie that the changes would help keep her safe from strangers and away from videos that may upset or confuse her. But since I know settings aren't foolproof, I told her to come to me if she sees anything that bothers her. I also reminded her not to upload anything without my permission and to never post personal information.

I still keep an eye on Sadie's internet use, but I feel like she's better protected now. Plus, she's learning good habits for the future.♥



## OUR PURPOSE

To provide busy parents with practical ideas that promote school success, parent involvement, and more effective parenting.

Resources for Educators,  
a division of CCH Incorporated  
128 N. Royal Avenue • Front Royal, VA 22630  
800-394-5052 • rfeustomer@wolterskluwer.com  
www.rfeonline.com

ISSN 1540-5621